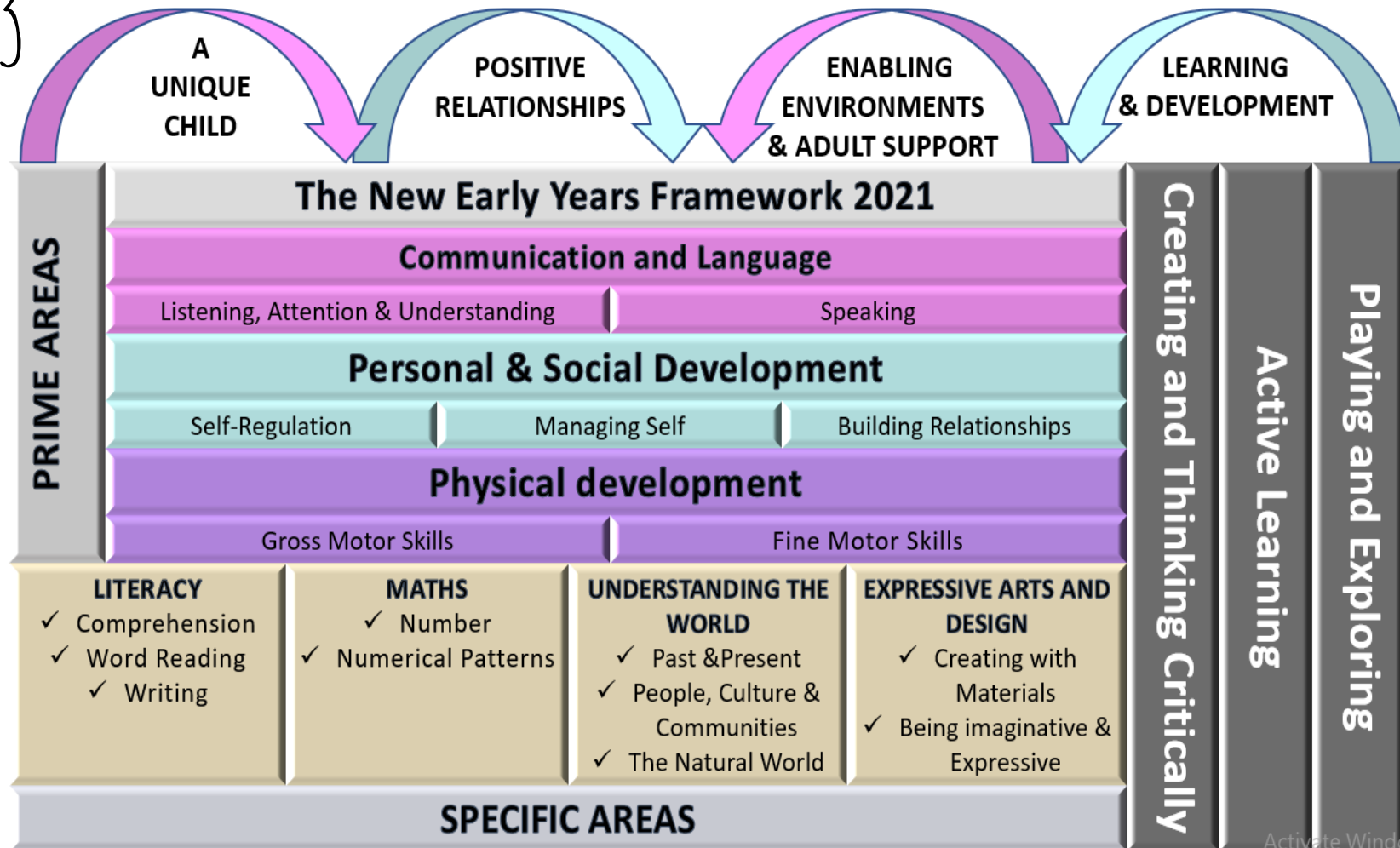


# RECEPTION LONG TERM PLAN 22-23

*“Children will an abundance of opportunities to learn through play. We will ensure that learning will be fun, engaging and we will challenge and support all children where ever their starting point. As an EYFS team and effective role models, we will provide high quality interactions in order to develop and deepen the children’s learning opportunities. We will deliver our curriculum through a balance of adult led and child-initiated activities based on the EYFS Framework 21’ & children’s interests.” Duddon St Peter’s EYFS Team*

*“We understand and appreciate the importance of the outdoor environment for our children. It is a continuation of our indoor provision and it will be used at every opportunity. We provide our children with opportunities to develop their gross motor skills to deepen their imaginations and also their sense of curiosity. We want the children to feel safe and secure at all times and ensure that our safeguarding procedures are rigorous and kept up to date. Communication is important to us and we greatly value the relationship that we develop with parents throughout this vital year.” Duddon St Peter’s EYFS Team.*



# RECEPTION LONG TERM PLAN 22-23




AUTUMN 1



AUTUMN 2



SPRING 1



SPRING 2



SUMMER 1



SUMMER 2

GENERAL THEMES

NB: THESE THEMES MAY BE ADAPTED AT VARIOUS POINTS TO ALLOW FOR CHILDREN'S INTERESTS TO FLOW THROUGH THE PROVISION  
WELL-BEING & BEHAVIOUR FOR LEARNING

ALL ABOUT ME

Starting school / my new class / New Beginnings/  
People who help us in school / Staying healthy / Food / Human body  
How have I changed?  
My family / PSED focus  
How do I make others feel?  
Being kind / staying safe  
Favourites – colours etc

SUPERHEROES

What am I good at?  
People who help us – local superheroes  
Advent  
The Nativity  
Christmas Lists  
Divali  
Letters to Father Christmas

AMAZING ANIMALS

Life cycles  
Animals around the world  
Climates / Hibernation  
Down on the Farm  
Mini Beasts  
Animal Arts and crafts  
Night and day animals  
Animal patterns

COME OUTSIDE

Plants & Flowers  
Weather / seasons  
Planting seeds  
Make a sculpture: Andy Goldsworthy  
Reduce, Reuse & Recycle  
Fun Science / Materials

TICKET TO RIDE

Around the Town  
How do I get there?  
Where in the world have you been?  
Where do we live in the UK / world?  
Vehicles past and Present  
Design your own transport

FUN AT THE SEASIDE

Under the sea  
Off on holiday / clothes  
Where in the world shall we go?  
Send me a postcard!  
Marine life  
Compare: Now and then  
Seaside art  
Lighthouses

POSSIBLE TEXTS AND 'OLD FAVOURITES'

Favourite stories  
Owl Babies  
Once there were Giants  
Stick Man  
The Smartest Giant  
Wow said the Owl  
The Rainbow Fish  
Funny Bones  
The Something

The Jolly Postman  
Christmas Story / Nativity  
Rama and Sita  
Juniper Jupiter  
Nat Fantastic

The Emperors Egg  
The Very Hungry Caterpillar  
Aghh Spider!  
Diary of a wombat  
Saving Mr Hoot  
Giraffes Can't Dance

The Tiny Seed  
Oliver's Vegetables  
Jack and the Beanstalk  
One Plastic Bag  
Jasper's Beanstalk  
Tree, Seasons come and seasons go  
The Extraordinary Gardner

The Snail and the Whale  
The Way back Home  
The Naughty Bus  
Mr. Gumpy's Outing  
The Train Ride  
Oi! Get off my train!  
Star in a Jar

Lighthouse Keeper's Lunch  
Under the Sea Non – Fiction  
The Journey  
Zoom  
Passport to Paris  
World Atlases  
Tiddler  
THE Storm Whale

'WOW' MOMENTS / ENRICHMENT WEEKS

Autumn  
Remembrance Day  
Harvest  
Birthdays  
Favourite Songs  
Halloween/pumpkins

Bonfire Night  
Christmas Time / Nativity  
Diwali  
Hannukah  
Remembrance day  
Children in Need



Chinese New Year  
LENT  
Valentine's Day  
Internet Safety Day

Walk to the park / Picnic  
Planting seeds  
Easter time  
Weather experiments  
Weather Forecast videos  
Nature Scavenger Hunt  
Mother's Day  
Science Week  
Eater Egg Hunt

Post a letter  
Food tasting – different cultures  
Map work - Find the Treasure  
Start of Ramadan  
Eid

Under the Sea – singing songs and sea shanties  
Father's Day  
World Environment Day

# RECEPTION LONG TERM PLAN 22-23

	AUTUMN 1	AUTUMN 2	SPRING 1	SPRING 2	SUMMER 1	SUMMER 2
GENERAL THEMES	ALL ABOUT ME	SUPERHEROES	AMAZING ANIMALS	COME OUTSIDE	TICKET TO RIDE	FUN AT THE SEASIDE
  	<b>Characteristics of Effective Learning</b>					
	<p><b>Playing and exploring:</b> - Children investigate and experience things, and ‘have a go’. Children who actively participate in their own play develop a larger store of information and experiences to draw on which positively supports their learning</p> <p><b>Active learning:</b> - Children concentrate and keep on trying if they encounter difficulties. They are proud of their own achievements. For children to develop into self-regulating, lifelong learners they are required to take ownership, accept challenges and learn persistence.</p> <p><b>Creating and thinking critically:</b> - Children develop their own ideas and make links between these ideas. They think flexibly and rationally, drawing on previous experiences which help them to solve problems and reach conclusions.</p>					
<p><b>Unique Child:</b> Every child is unique and has the potential to be resilient, capable, confident and self-assured.</p> <p><b>Positive Relationships:</b> Children flourish with warm, strong &amp; positive partnerships between all staff and parents/carers. This promotes independence across the EYFS curriculum. Children and practitioners are NOT alone – embrace each community.</p> <p><b>Enabling environments:</b> Children learn and develop well in safe and secure environments where routines are established and where adults respond to their individual needs and passions and help them to build upon their learning over time.</p> <p><b>Learning and Development:</b> Children develop and learn at different rates (not in different ways as it stated 2017). We must be aware of children who need greater support than others.</p>						
<p><i>PLAY: At Duddon St Peter’s, we understand that children learn best when they are absorbed, interested and active. We understand that active learning involves other children, adults, objects, ideas, stimuli and events that aim to engage and involve children for sustained periods. We believe that Early Years education should be as practical as possible and therefore, we are proud that our EYFS setting has an underlying ethos of ‘Learning through play. PLAY is essential for children’s development across all areas. Play builds on children’s confidence as they learn to explore, to relate to others around them and develop relationships, set their own goals and solve problems. Children learn by leading their own play and by taking part in play which is guided by adults.’</i></p> <p><i>EYFS Team</i></p>						
<p><b>We will ensure that all children learn and develop well and are kept healthy and safe at ALL times.</b></p>						

*The ultimate purpose of education, for adults and children, is to help them cultivate love, which is both an aesthetic and rational experience.*

# RECEPTION LONG TERM PLAN 22-23

	AUTUMN 1	AUTUMN 2	SPRING 1	SPRING 2	SUMMER 1	SUMMER 2
GENERAL THEMES	ALL ABOUT ME	SUPERHEROES	AMAZING ANIMALS	COME OUTSIDE	TICKET TO RIDE	FUN AT THE SEASIDE
NO OUTSIDERS – TEXTS IN PURPLE	Blue Chameleon – Emily Gravett	The Family Book – Todd Parr	Mommy, Mama and Me – Leslea Newman	Red Rockets and Rainbow Jelly – Sue Heap & Nick Sharratt	You Choose – Nick Sharratt & Pippa Goodhart	Introducing Teddy – Jessica Walton
STUDENTS TAKE OWNERSHIP OF THEIR LEARNING	Character Formation	Spiritual Insight	Educational Excellence	Educational Excellence	Spiritual Insight	Character Formation
INSPIRING LEARNING ENVIRONMENTS	Our virtues of respect, self-discipline, courage, integrity, empathy and gratitude are tangible throughout curriculum	Students have profound and stirring experiences of religious education, festivals	Teachers and students inspired and joyful	Holistic, values based and contextualised curriculum	Children evidence spiritual insight in terms of their own identity, their relationship with others, with the wider world and for some, their relationship with God	Children make conscientious choices
PUPIL VOICE	Experienced Based Curriculum	Effective pastoral care	High quality dialogue	Competitive Progress	Positive Relationships	Promote the Common Good
RESTORATIVE PRACTICE	Provision for Philosophy, Religion & Ethics, PSHE, yoga and meditation	The curriculum and school life make spirituality relevant and accessible to all, irrespective of faith or belief	Speak sincerely	Children actively involved in creating their own paths of learning	All are committed to their own personal journey of self-discovery	Children develop moral literacy
CORE PRINCIPLES	<ul style="list-style-type: none"> <li>○ We are <b>unique spiritual beings</b> with <b>incredible potential</b> and we achieve our full potential by discovering and nurturing all parts of ourselves – <b>intellectual, emotional, physical and spiritual</b>.</li> <li>○ We choose how we wish to respond to life and what we <b>nurture within us</b>.</li> <li>○ We <b>care for and respect all life</b> – human, animal and plant – and live in a way that causes the <b>least possible harm</b>.</li> <li>○ We each observe the one same reality from our own <b>unique perspective</b> and engage in <b>open-minded dialogue</b> to deeply enrich our vision.</li> <li>○ We serve a <b>higher purpose</b> by living a meaningful and satisfying life of contribution.</li> <li>○ We are nourished by <b>personal relationships</b> that fulfil our need to <b>love and be loved</b>, encouraging us to be the best we can be</li> </ul>					

*The symptom of an educated person is good character, which includes empathy, gratitude, courage, integrity, self-discipline and respect.*

# RECEPTION LONG TERM PLAN 22-23

	AUTUMN 1	AUTUMN 2	SPRING 1	SPRING 2	SUMMER 1	SUMMER 2
GENERAL THEMES	ALL ABOUT ME	SUPERHEROES	AMAZING ANIMALS	COME OUTSIDE	TICKET TO RIDE	FUN AT THE SEASIDE
OUR VALUES ASSEMBLIES / SHARING CIRCLES COLLECTIVE WORSHIP  These will mirror the principles and values of our school and the church We will 'dip in. and out of each area' each term as and when we need to.	<b>Mutual respect</b> We are all unique. We respect differences between different people and their beliefs in our community, in this country and all around the world. All cultures are learned , respected, and celebrated.	<b>Mutual Tolerance</b> Everyone is valued, all cultures are celebrated and we all share and respect the opinions of others.  Mutual tolerance of those with different faiths and beliefs and for those without faith.	<b>Rule of law</b> We all know that we have rules at school that we must follow. We know who to talk to if we do not feel safe. We know right from wrong. We recognise that we are accountable for our actions. We must work together as a team when it is necessary.	<b>Individual liberty</b> We all have the right to have our own views. We are all respected as individuals. We feel safe to have a go at new activities. We understand and celebrate the fact that everyone is different.	<b>Democracy</b> We all have the right to be listened to. We respect everyone and we value their different ideas and opinions. We have the opportunity to play with who we want to play with. We listen with intrigue and value and respect the opinions of others.	<b>Recap all British Values</b>  Fundamental British Values underpin what it is to be a citizen in a modern and diverse Great Britain valuing our community and celebrating diversity of the UK. Fundamental British Values are not exclusive to being British and are shared by other democratic countries.
ASSESSMENT OPPORTUNITIES	Analyse Nursery Assessments In-house - Baseline data on entry National Baseline data by end of term Phonic Intervention groups	On going assessments Baseline analysis Pupil progress meetings Parents evening info EYFS team meetings In house moderation Midterm Assessments Tapestry Classroom Monitor	Cluster moderation EYFS team meetings Internal moderations	Pupil progress meetings Parents evening info EYFS team meetings Tapestry Classroom Monitor	Cluster moderation EYFS team meetings	Pupil progress meetings Parents evening info EYFS team meetings Tapestry Classroom Monitor
PARENTAL INVOLVEMENT	Parents Evening Harvest Assembly Home / School Agreement Phonics workshop	Nativity Maths workshop Parents Evening Stay and Play	Stay and Play	Parents Evening Stay and Play	Stay and Play	Stay and Play

*We recognise that all children are unique and special.*



# RECEPTION LONG TERM PLAN 22-23

	AUTUMN 1	AUTUMN 2	SPRING 1	SPRING 2	SUMMER 1	SUMMER 2
GENERAL THEMES	ALL ABOUT ME	SUPERHEROES	AMAZING ANIMALS	COME OUTSIDE	TICKET TO RIDE	FUN AT THE SEASIDE
COMMUNICATION AND LANGUAGE	<p>The development of children’s spoken language underpins all seven areas of learning and development. Children’s <b>back-and-forth interactions</b> from an early age form the foundations for language and cognitive development. The number and quality of the conversations they have with adults and peers throughout the day in a <b>language-rich environment</b> is crucial. By commenting on what children are interested in or doing, and echoing back what they say with <b>new vocabulary added</b>, practitioners will build children's language effectively. <b>Reading frequently to children</b>, and <b>engaging them actively in stories</b>, non-fiction, rhymes and poems, and then providing them with extensive opportunities to use and <b>embed new words in a range of contexts</b>, will give children the opportunity to thrive. Through <b>conversation, story-telling and role play</b>, where children <b>share their ideas</b> with support and <b>modelling</b> from their teacher, and sensitive questioning that invites them to elaborate, children become comfortable using a <b>rich range of vocabulary and language structures</b>.</p>					
DAILY STORY TIME	<p><b>Welcome to EYFS</b> Settling in activities Making friends Children talking about experiences that are familiar to them What are your passions / goals / dreams? Rhyming and alliteration Familiar Print Sharing facts about me! Mood Monsters Shared stories Model talk routines through the day. For example, arriving in school: “Good morning, how are you?”</p>	<p><b>Tell me a story!</b> Settling in activities Develop vocabulary Discovering Passions Tell me a story - retelling stories Story language Word hunts Listening and responding to stories Following instructions Takes part in discussion Understand how to listen carefully and why listening is important. Use new vocabulary through the day. Choose books that will develop their vocabulary.</p>	<p><b>Tell me why!</b> Using language well Ask’s how and why questions... Discovering Passions Retell a story with story language Story invention – talk it! Ask questions to find out more and to check they understand what has been said to them. Describe events in some detail. Listen to and talk about stories to build familiarity and understanding. Learn rhymes, poems and songs.</p>	<p><b>Talk it through!</b> Settling in activities Describe events in detail – time connectives Discovering Passions Understand how to listen carefully and why listening is important. Use picture cue cards to talk about an object: “What colour is it? Where would you find it? Sustained focus when listening to a story</p>	<p><b>What happened?</b> Settling in activities Discovering Passions Re-read some books so children learn the language necessary to talk about what is happening in each illustration and relate it to their own lives</p>	<p><b>Time to share!</b> Show and tell Weekend news Discovering Passions Read aloud books to children that will extend their knowledge of the world and illustrate a current topic. Select books containing photographs and pictures, for example, places in different weather conditions and seasons.</p>

*We understand that children will make progress at different times. There is no right time... they will progress when they are ready.*



# RECEPTION LONG TERM PLAN 22-23

	AUTUMN 1	AUTUMN 2	SPRING 1	SPRING 2	SUMMER 1	SUMMER 2
GENERAL THEMES	ALL ABOUT ME	SUPERHEROES	AMAZING ANIMALS	COME OUTSIDE	TICKET TO RIDE	FUN AT THE SEASIDE
PERSONAL, SOCIAL AND EMOTIONAL DEVELOPMENT NO OUTSIDERS	<p>Children’s personal, social and emotional development (PSED) is <b>crucial for children to lead healthy and happy lives</b>, and is fundamental to their cognitive development. Underpinning their personal development are the important attachments that <b>shape their social world</b>. Strong, warm and supportive relationships with adults enable children to learn how to <b>understand their own feelings and those of others</b>. Children should be supported to <b>manage emotions, develop a positive sense of self, set themselves simple goals, have confidence in their own abilities, to persist</b> and wait for what they want and direct attention as necessary. Through adult modelling and guidance, they will learn <b>how to look after their bodies, including healthy eating</b>, and manage personal needs independently. Through supported interaction with other children, they learn how to make good friendships, co-operate and resolve conflicts peaceably. These attributes will provide a secure platform from which <b>children can achieve at school and in later life</b>.</p>					
MANAGING SELF  SELF - REGULATION	<p>New Beginnings See themselves as a valuable individual. Being me in my world Class Rule Rules and Routines Supporting children to build relationships Dreams and Goals</p>	<p>Getting on and falling out. How to deal with anger Emotions Self - Confidence Build constructive and respectful relationships. Ask children to explain to others how they thought about a problem or an emotion and how they dealt with it.</p>	<p>Good to be me Feelings Learning about qualities and differences Celebrating differences Identify and moderate their own feelings socially and emotionally. Encourage them to think about their own feelings and those of others by giving explicit examples of how others might feel in particular scenarios</p>	<p>Relationships What makes a good friend? Healthy me Random acts of Kindness Looking after pets Looking After our Planet Give children strategies for staying calm in the face of frustration. Talk them through why we take turns, wait politely, tidy up after ourselves and so on</p>	<p>Looking after others Friendships Dreams and Goals Show resilience and perseverance in the face of challenge. Discuss why we take turns, wait politely, tidy up after ourselves and so on.</p>	<p>Taking part in sports day - Winning and loosing Changing me Look how far I've come! Model positive behaviour and highlight exemplary behaviour of children in class, narrating what was kind and considerate about the behaviour.</p>
LINK TO BEHAVIOUR FOR LEARNING	<p>Show an understanding of their own feelings and those of others, and begin to <b>regulate their behaviour accordingly</b>. Set and work towards simple goals, being able to wait for what they want and <b>control their immediate impulses when appropriate</b>. Give <b>focused attention to what the teacher says</b>, responding appropriately even when engaged in activity, and show an ability to follow instructions involving several ideas or actions.</p> <ul style="list-style-type: none"> <li>✓ Controlling own feelings and behaviours</li> <li>✓ Applying personalised strategies to return to a state of calm</li> <li>✓ Being able to curb impulsive behaviours               <ul style="list-style-type: none"> <li>✓ Being able to concentrate on a task</li> <li>✓ Being able to ignore distractions</li> </ul> </li> <li>✓ Behaving in ways that are pro-social               <ul style="list-style-type: none"> <li>✓ Planning</li> <li>✓ Thinking before acting</li> <li>✓ Delaying gratification</li> </ul> </li> <li>✓ Persisting in the face of difficulty.</li> </ul>			<p><i>“Self-regulatory skills can be defined as the ability of children to manage their own behaviour and aspects of their learning. In the early years, efforts to develop self-regulation often seek to improve levels of self-control and reduce impulsivity. Activities typically include supporting children in articulating their plans and learning strategies and reviewing what they have done.” Education Endowment Foundation.</i></p> <p><i>We understand that children develop in individual ways and at varying rates – physically, cognitively, linguistically, socially and emotionally.</i></p>		





# RECEPTION LONG TERM PLAN 22-23

	AUTUMN 1	AUTUMN 2	SPRING 1	SPRING 2	SUMMER 1	SUMMER 2
GENERAL THEMES	ALL ABOUT ME	SUPERHEROES	AMAZING ANIMALS	COME OUTSIDE	TICKET TO RIDE	FUN AT THE SEASIDE
PHYSICAL DEVELOPMENT	Physical activity is <b>vital</b> in children’s all-round development, enabling them to <b>pursue happy, healthy and active lives</b> . Gross and fine motor experiences develop incrementally throughout early childhood, starting with <b>sensory explorations</b> and the development of a <b>child’s strength, co-ordination and positional awareness</b> through tummy time, crawling and play movement with both objects and adults. By creating games and providing opportunities for play both indoors and outdoors, adults can support children to develop their <b>core strength, stability, balance, spatial awareness</b> , co-ordination and agility. Gross motor skills provide the foundation for developing healthy bodies and social and emotional well-being. <b>Fine motor control and precision helps with hand-eye co-ordination</b> , which is later linked to <b>early literacy</b> . Repeated and varied opportunities to explore and play with small world activities, puzzles, arts and crafts and the practice of using small tools, with feedback and support from adults, allow children to develop <b>proficiency, control and confidence</b> .					
FINE MOTOR	Threading, cutting, weaving, playdough, Fine Motor activities. Manipulate objects with good fine motor skills Draw lines and circles using gross motor movements Hold pencil/paint brush beyond whole hand grasp Pencil Grip	Threading, cutting, weaving, playdough, Fine Motor activities. Develop muscle tone to put pencil pressure on paper Use tools to effect changes to materials Show preference for dominant hand Engage children in structured activities: guide them in what to draw, write or copy. Teach and model correct letter formation.	Threading, cutting, weaving, playdough, Fine Motor activities. Begin to form letters correctly Handle tools, objects, construction and malleable materials with increasing control Encourage children to draw freely. Holding Small Items / Button Clothing / Cutting with Scissors	Threading, cutting, weaving, playdough, Fine Motor activities. Hold pencil effectively with comfortable grip Forms recognisable letters most correctly formed More Ideas here:	Threading, cutting, weaving, playdough, Fine Motor activities. Develop pencil grip and letter formation continually Use one hand consistently for fine motor tasks Cut along a straight line with scissors / Start to cut along a curved line, like a circle / Draw a cross	Threading, cutting, weaving, playdough, Fine Motor activities. Form letters correctly Copy a square Begin to draw diagonal lines, like in a triangle / Start to colour inside the lines of a picture Start to draw pictures that are recognisable / Build things with smaller linking blocks, such as Duplo or Lego
DAILY OPPORTUNITIES FOR FINE MOTOR ACTIVITIES	Cooperation games i.e. parachute games. Climbing – outdoor equipment Different ways of moving to be explored with children Acknowledge and praise their efforts. Provide regular reminders about thorough handwashing and toileting.	Ball skills- throwing and catching. Crates play- climbing. Skipping ropes in outside area dance related activities Provide a range of wheeled resources for children to balance, sit or ride on, or pull and push.	Ball skills- aiming, dribbling, pushing, throwing & catching, patting, or kicking Ensure that spaces are accessible to children with varying confidence levels, skills and needs. Provide a wide range of activities to support a broad range of abilities. Dance / moving to music Gymnastics ./ Balance	Balance- children moving with confidence dance related activities Provide opportunities for children to, spin, rock, tilt, fall, slide and bounce. Use picture books and other resources to explain the importance of the different aspects of a healthy lifestyle.	Obstacle activities children moving over, under, through and around equipment Encourage children to be highly active and get out of breath several times every day. Provide opportunities for children to, spin, rock, tilt, fall, slide and bounce. Dance / moving to music	Races / team games involving gross motor movements dance related activities Allow less competent and confident children to spend time initially observing and listening, without feeling pressured to join in. Gymnastics ./ Balance
GROSS MOTOR	<p>From Development Matters 20’:</p> <p>Revise and refine the fundamental movement skills they have already acquired: - rolling - crawling - walking - jumping - running - hopping - skipping – climbing Progress towards a more fluent style of moving, with developing control and grace.</p> <p>Develop the overall body strength, co-ordination, balance and agility needed to engage successfully with future physical education sessions and other physical disciplines including dance, gymnastics, sport and swimming. Develop their small motor skills so that they can use a range of tools competently, safely and confidently. Suggested tools: pencils for drawing and writing, paintbrushes, scissors, knives, forks and spoons. Use their core muscle strength to achieve a good posture when sitting at a table or sitting on the floor.</p> <p>Confidently and safely use a range of large and small apparatus indoors and outside, alone and in a group. Develop overall body-strength, balance, co-ordination and agility. Further develop and refine a range of ball skills including: throwing, catching, kicking, passing, batting, and aiming. Develop confidence, competence, precision and accuracy when engaging in activities that involve a ball.</p>					

*All these ideas will be revisited each term. Children need time to practice and consolidate. Repetition is a good thing.*





# RECEPTION LONG TERM PLAN 22-23

	AUTUMN 1	AUTUMN 2	SPRING 1	SPRING 2	SUMMER 1	SUMMER 2
GENERAL THEMES	ALL ABOUT ME	SUPERHEROES	AMAZING ANIMALS	COME OUTSIDE	TICKET TO RIDE	FUN AT THE SEASIDE
LITERACY  COMPREHENSION - DEVELOPING A PASSION FOR READING  PHONICS WILL BE TAUGHT THROUGH READY STEADY PHONICS	<p>It is crucial for children to develop a <b>life-long love of reading</b>. Reading consists of two dimensions: <b>language comprehension and word reading</b>. Language comprehension (necessary for both reading and writing) starts from birth. It only develops when adults talk with children about the world around them and the books (stories and non-fiction) they read with them, and <b>enjoy rhymes, poems and songs together</b>. Skilled word reading, taught later, involves both the speedy working out of the pronunciation of unfamiliar printed words (<b>decoding</b>) and the <b>speedy recognition of familiar printed words</b>. Writing involves <b>transcription</b> (spelling and handwriting) and composition (articulating ideas and structuring them in speech, before writing)</p>					
	<p>Joining in with rhymes and showing an interest in stories with repeated refrains. Environment print. Having a favourite story/rhyme. Understand the five key concepts about print: - print has meaning - print can have different purposes - we read English text from left to right and from top to bottom - the names of the different parts of a book Sequencing familiar stories through the use of pictures to tell the story. Recognising initial sounds. Name writing activities. Engage in extended conversations about stories, learning new vocabulary.</p>	<p>Retell stories related to events through acting/role play. Christmas letters/lists. Retelling stories using images / apps. Retelling of stories. Orally retelling new stories. Non-Fiction Focus Retelling of stories. Sequence story – use vocabulary of beginning, middle and end. Blend sounds into words, so that they can read short words made up of known letter– sound correspondences. Enjoys an increasing range of books</p>	<p>Making up stories with themselves as the main character – Using Tales Toolkit strategy. Encourage children to record stories through picture drawing/mark making for LAs.</p> <p>Read simple phrases and sentences made up of words with known letter–sound correspondences and, where necessary, a few exception words. Read a few common exception words matched to RWI. Make the books available for children to share at school and at home. Avoid asking children to read books at home they cannot yet read</p>	<p>Information leaflets about animals in the garden/plants and growing.</p> <p>Re-read books to build up their confidence in word reading, their fluency and their understanding and enjoyment. World Book Day</p> <p>Timeline of how plants grow.</p> <p>Uses vocabulary and forms of speech that are increasingly influenced by their experiences of books.</p> <p>They develop their own narratives and explanations by connecting ideas or events</p>	<p>Stories from other cultures and traditions</p> <p>Retell a story with actions and / or picture prompts as part of a group - Use story language when acting out a narrative. Rhyming words.</p> <p>Parents reading stories</p> <p>Can explain the main events of a story - Can draw pictures of characters/ event / setting in a story. May include labels, sentences or captions.</p> <p>Role play area – book characters Pajamarama Day</p>	<p>Can draw pictures of characters/ event / setting in a story</p> <p>Listen to stories, accurately anticipating key events &amp; respond to what they hear with relevant comments, questions and reactions.</p> <p>Make predictions</p> <p>Beginning to understand that a non-fiction is a non-story- it gives information instead. Fiction means story. - Can point to front cover, back cover, spine, blurb, illustration, illustrator, author and title.</p> <p>Sort books into categories.</p>
	<p><b>Phonic Sounds:</b> <b>Will link to RSP plans</b> <b>Reading:</b> Initial sounds, oral blending, CVC sounds, reciting know stories, listening to stories with attention and recall. Help children to read the sounds speedily. This will make sound-blending easier Listen to children read aloud, ensuring books are consistent with their developing phonic knowledge</p>	<p><b>Phonic Sounds:</b> <b>Will link to RSP plans</b> Differentiated groups <b>Reading:</b> Blending CVC sounds, rhyming, alliteration, knows that print is read from left to right. Spotting diagraphs in words.  Show children how to touch each finger as they say each sound. For exception words such as 'the' and 'said', help children identify the sound that is tricky to spell.</p>	<p><b>Phonic Sounds:</b> <b>Will link to RSP plans</b> Differentiated groups <b>Reading:</b> Rhyming strings, common theme in traditional tales, identifying characters and settings.  Help children to become familiar with letter groups, such as 'th', 'sh', 'ch', 'ee' 'or' 'igh'. Provide opportunities for children to read words containing familiar letter groups: 'that', 'shop', 'chin', 'feet', 'storm', 'night'.</p>	<p><b>Phonic Sounds:</b> <b>Will link to RSP plans</b> Differentiated groups <b>Reading:</b> Story structure-beginning, middle, end. Innovating and retelling stories to an audience, non-fiction books.  Listen to children read some longer words made up of letter-sound correspondences they know: 'rabbit', 'himself', 'jumping'.  Children should not be required to use other strategies to work out words.</p>	<p><b>Phonic Sounds:</b> Will link to RSP plans Differentiated groups: <b>Reading:</b> Non-fiction texts, Internal blending, Naming letters of the alphabet. Distinguishing capital letters and lower case letters.  Note correspondences between letters and sounds that are unusual or that they have not yet been taught, such as 'do', 'said', 'were'.</p>	<p><b>Phonic Sounds:</b> <b>Will link to RSP plans</b> <b>Reading:</b> Reading simple sentences with fluency. Reading CVCC and CCVC words confidently.  End of term assessments  Transition work with Year 1 staff</p>

We will provide experiences which build on children's existing knowledge and understanding in order to challenge, stimulate and extend their learning and development



# RECEPTION LONG TERM PLAN 22-23

	AUTUMN 1	AUTUMN 2	SPRING 1	SPRING 2	SUMMER 1	SUMMER 2
GENERAL THEMES	ALL ABOUT ME!	SUPERHEROES!	AMAZING ANIMALS!	COME OUTSIDE!	TICKET TO RIDE!	FUN AT THE SEASIDE!
WRITING	<p><b>Texts as a Stimulus:</b> Nursery Rhymes Label characters</p> <p>The Something – read and write a losing story</p> <p>Dominant hand, tripod grip, mark making, giving meaning to marks and labelling. Shopping lists, Writing initial sounds and simple captions. Use initial sounds to label characters / images. Silly soup. Names Labels. Captions Lists Diagrams Messages – Create a Message centre!</p>	<p><b>Texts as a Stimulus:</b> Juniper Jupiter – read and write a superhero Story</p> <p>Name writing, labelling using initial sounds, story scribing. Retelling stories in writing area</p> <p>Help children identify the sound that is tricky to spell.</p> <p>Sequence the story</p> <p>Write a sentence</p>	<p><b>Texts as a Stimulus:</b> Saving Mr Hoot</p> <p>Star in a Jar – reading and writing a finding story</p> <p>Mini beasts – Animal Fact File – Compare two animals</p> <p>Writing some of the tricky words such as I, me, my, like, to, the. Writing CVC words, Labels using CVC, CVCC, CCVC words.</p> <p>Guided writing based around developing short sentences in a meaningful context. Create a story board.</p>	<p><b>Texts as a Stimulus:</b> The Extraordinary Gardner – reading and writing a transformation story</p> <p>Hungry Caterpillar - (Cumulative) Describe foods / adjectives</p> <p>Healthy Food – My Menu / Bean Diary</p> <p>Creating own story maps, writing captions and labels, writing simple sentences. Writing short sentences to accompany story maps. Order the Easter story. Labels and captions – life cycles Recount – A trip to the park Character descriptions. Write 2 sentences</p>	<p><b>Texts as a Stimulus:</b> <b>Little Red</b> <b>The Naughty Bus</b></p> <p>Handa’s Surprise (Journey story) Retell the story in own words / reverse the journey Describe each animals Write new version Writing recipes, lists. Writing for a purpose in role play using phonetically plausible attempts at words, beginning to use finger spaces. Form lower-case and capital letters correctly. Rhyming words.</p> <p>Acrostic poems</p>	<p><b>Texts as a Stimulus:</b> Big Blue Whale (Information Text) Write facts about whales Reading and writing about a friendship story Saving Mr Hoot if not covered</p> <p>Write a postcard / diary writing</p> <p><b>My Holiday – recount</b></p> <p>Story writing, writing sentences using a range of tricky words that are spelt correctly. Beginning to use full stops, capital letters and finger spaces. Innovation of familiar texts Using familiar texts as a model for writing own stories. Character description Write three sentences – B, M &amp; E.</p>
TEXTS MAY CHANGE DUE CHILDREN’S INTERESTS	<p>Only ask children to write sentences when they have sufficient knowledge of letter-sound correspondences.</p>					

*We will encourage children’s independence and decision-making, supporting them to learn through their mistakes.*



# RECEPTION LONG TERM PLAN 22-23


	AUTUMN 1	AUTUMN 2	SPRING 1	SPRING 2	SUMMER 1	SUMMER 2
GENERAL THEMES	ALL ABOUT ME	SUPERHEROES	ANIMALS	TERRIFIC TALES	TRANSPORT	SEASIDE
MATHS	<p>Developing a <b>strong grounding in number</b> is essential so that all children develop the necessary <b>building blocks</b> to excel mathematically. Children should be able to <b>count confidently</b>, develop a deep understanding of the <b>numbers to 10</b>, the <b>relationships between</b> them and the patterns within those numbers. By providing frequent and varied opportunities to build and apply this understanding - such as using <b>manipulatives</b>, including small pebbles and tens frames for organising counting - children will develop a secure base of knowledge and vocabulary from which <b>mastery of mathematics</b> is built. In addition, it is important that the curriculum includes <b>rich opportunities for children to develop their spatial reasoning</b> skills across all areas of mathematics including shape, space and measures. It is important that children <b>develop positive attitudes and interests in mathematics</b>, look for <b>patterns and relationships</b>, spot <b>connections</b>, <b>'have a go'</b>, <b>talk to adults</b> and peers about what they notice and not be afraid to make mistakes.</p>					
<p><b>White Rose</b></p> <p><b>Maths plans will be followed – plans shown will be differentiated</b></p> <p><b>Autumn</b> <i>Getting to know you, Just like me, It's me 123, Light and dark</i></p> <p><b>Spring</b> <i>Alive in 5, Growing 6 7 8, Building 9 and 10</i></p> <p><b>Summer</b> <i>to 20 and beyond, First, then, now, Find my pattern, On the move</i></p>	<p><b>Early Mathematical Experiences</b></p> <p>Counting rhymes and songs Classifying objects based on one attribute •Matching equal and unequal sets •Comparing objects and sets. Subsising. •Ordering objects and sets / introduce manipulatives. Number recognition. 2D Shapes.</p> <p><b>Pattern and early number</b></p> <p>Recognise, describe, copy and extend colour and size patterns •Count and represent the numbers 1 to 3 •Estimate and check by counting. Recognise numbers in the environment.</p>	<p><b>Numbers within 5</b></p> <p>Count up to six objects.</p> <ul style="list-style-type: none"> <li>•One more or one fewer</li> <li>•Order numbers 1 – 6</li> <li>•Conservation of numbers within six</li> </ul> <p><b>Addition and subtraction within 5</b></p> <p>Explore zero •Explore addition and subtraction</p> <p><b>Measures</b></p> <p>Estimate, order compare, discuss and explore capacity, weight and lengths</p> <p><b>Shape and sorting</b></p> <p>Describe, and sort 2-D &amp; 3-D shapes •Describe position accurately</p> <p><b>Calendar and time</b></p> <p>Days of the week, seasons</p> <ul style="list-style-type: none"> <li>•Sequence daily events</li> </ul>	<p><b>Numbers (extend WR if appropriate)</b></p> <p>Count up to ten objects</p> <ul style="list-style-type: none"> <li>•Represent, order and explore numbers to ten</li> <li>•One more or fewer, one greater or less</li> </ul> <p><b>Addition and subtraction (extend WR if appropriate)</b></p> <p>Explore addition as counting on and subtraction as taking away</p> <p><b>Numbers (extend WR if appropriate)</b></p> <p>Count objects and recognise different representations •Order and explore numbers •One more or fewer</p>	<p><b>Grouping and sharing</b></p> <p>Counting and sharing in equal groups •Grouping into fives and tens</p> <ul style="list-style-type: none"> <li>•Relationship between grouping and sharing</li> </ul> <p><b>Numbers</b></p> <p>Count up to 10 objects</p> <ul style="list-style-type: none"> <li>•Represent, order and explore numbers to 15</li> <li>•One more or fewer</li> </ul> <p><b>Doubling and halving</b></p> <p>Doubling and halving &amp; the relationship between them</p>	<p><b>Shape and pattern</b></p> <p>Describe and sort 2-D and 3-D shapes •Recognise, complete and create patterns</p> <p><b>Addition and subtraction within 20</b></p> <p>Commutativity •Explore addition and subtraction</p> <ul style="list-style-type: none"> <li>•Compare two amounts</li> <li>•Relationship between doubling and halving</li> </ul> <p><b>Money</b></p> <p>Coin recognition and values</p> <ul style="list-style-type: none"> <li>•Combinations to total 20p</li> <li>•Change from 10p</li> </ul> <p><b>Measures</b></p> <p>Describe capacities •Compare volumes •Compare weights</p> <ul style="list-style-type: none"> <li>•Estimate, compare and order lengths</li> </ul>	<p><b>Depth of numbers within 20</b></p> <p>Explore numbers and strategies •Recognise and extend patterns</p> <ul style="list-style-type: none"> <li>•Apply number, shape and measures knowledge</li> <li>•Count forwards and backwards</li> <li>One more one less</li> <li>•Estimate and count</li> <li>•Grouping and sharing</li> </ul>



# RECEPTION LONG TERM PLAN 22-23

	AUTUMN 1	AUTUMN 2	SPRING 1	SPRING 2	SUMMER 1	SUMMER 2
GENERAL THEMES	ALL ABOUT ME	SUPERHEROES	AMAZING ANIMALS	COME OUTSIDE	TICKET TO RIDE	FUN AT THE SEASIDE
UNDERSTANDING THE WORLD RE / FESTIVALS FOREST SCHOOL Our RE Curriculum enables children to develop a positive sense of themselves and others and learn how to form positive and respectful relationships.  They will begin to understand and value the differences of individuals and groups within their own community.  Children will have opportunity to develop their emerging moral and cultural awareness.	Understanding the world involves guiding children to <b>make sense of their physical world and their community</b> . The frequency and range of children's personal experiences increases their knowledge and sense of the world around them – from visiting parks, libraries and museums to meeting important members of society such as police officers, nurses and firefighters. In addition, listening to a broad selection of stories, non-fiction, rhymes and poems will foster their understanding of our culturally, socially, technologically and ecologically diverse world. As well as building important knowledge, this extends their familiarity with words that support understanding across domains. Enriching and widening children's vocabulary will support later reading comprehension.					
	<ul style="list-style-type: none"> <li>Identifying their family. Commenting on photos of their family; naming who they can see and of what relation they are to them.</li> <li>Can talk about what they do with their family and places they have been with their family. Can draw similarities and make comparisons between other families. Name and describe people who are familiar to them.</li> <li>Read fictional stories about families and start to tell the difference between real and fiction. Talk about members of their immediate family and community.</li> <li>Navigating around our classroom and outdoor areas. Create treasure hunts to find places/ objects within our learning environment.</li> <li>Listen out for and make note of children's discussion between themselves regarding their experience of past birthday celebrations.</li> <li>Autumn and seasonal change, change in living things – changes in the leaves, weather, seasons,</li> <li>Exploring our senses</li> </ul>	<ul style="list-style-type: none"> <li>Can talk about what they have done with their families during Christmas' in the past.</li> <li>Show photos of how Christmas used to be celebrated in the past. Use world maps to show children where some stories are based. Use the Jolly Postman to draw information from a map and begin to understand why maps are so important to postmen.</li> <li>To introduce children to a range of fictional characters and creatures from stories and to begin to differentiate these characters from real people in their lives.</li> <li>Materials – what do we use to make things that need to be strong/waterproof/soft etc</li> </ul>	<ul style="list-style-type: none"> <li>Listening to stories and placing events in chronological order.</li> <li>What can we do here to take care of animals?</li> <li>Compare animals from a jungle to those on a farm.</li> <li>Explore a range of jungle animals. Learn their names and label their body parts. Could include a trip to the zoo.</li> <li>Nocturnal Animals Making sense of different environments and habitats</li> <li>Use images, video clips, shared texts and other resources to bring the wider world into the classroom. Listen to what children say about what they see</li> <li>Listen to children describing and commenting on things they have seen whilst outside, including plants and animals.</li> <li>After close observation, draw pictures of the natural world, including animals and plants</li> </ul>	<ul style="list-style-type: none"> <li>Introduce the children to recycling and how it can take care of our world. Look at what rubbish can do to our environment and animals. Create opportunities to discuss how we care for the natural world around us.</li> <li>Can children make comments on the weather, culture, clothing, housing.</li> <li>Plant seeds – investigate how they grow &amp; parts of a plant</li> <li>Building a 'Bug Hotel', mini beasts</li> <li>Draw children's attention to the immediate environment, introducing and modelling new vocabulary where appropriate.</li> <li>Encourage interactions with the outdoors to foster curiosity and give children freedom to touch, smell and hear the natural world around them during hands-on experiences.</li> <li>Look for children incorporating their understanding of the seasons and weather in their play.</li> <li>Use the BeeBots</li> </ul>	<ul style="list-style-type: none"> <li>Use Handa's Surprise to explore a different country.</li> <li>Discuss how they get to school and what mode of transport they used. Introduce the children to a range of transport and where they can be found.</li> <li>Forces – link to transport – ramps, making things move faster and slower. Visit the park? Investigate play equipment</li> <li>Look at the difference between transport in this country and one other country. Encourage the children to make simple comparisons.</li> <li>Use bee-bots on simple maps. Encourage the children to use navigational language.</li> <li>Can children talk about their homes and what there is to do near their homes?</li> <li>Look out for children drawing/painting or constructing their homes.</li> <li>Encourage them to comment on what their home is like. Show photos of the children's homes and encourage them to draw comparisons.</li> <li>Environments – Features of local environment Maps of local area Comparing places on Google Earth – how are they similar/different?</li> <li>Can children differentiate between land and water.</li> <li>Take children to places of worship and places of local importance to the community.</li> </ul>	<ul style="list-style-type: none"> <li>Materials: Floating / Sinking – boat building Metallic / non-metallic objects, magnets</li> <li>Seasides long ago – Magic Grandad</li> <li>Share non-fiction texts that offer an insight into contrasting environments.</li> <li>Listen to how children communicate their understanding of their own environment and contrasting environments through conversation and in play.</li> </ul>
	Which stories are special and why? Rosh Hashanah Yom Kippur Sukkot All Saints Day	Which people are special and why?  Diwali Hannukah Christmas	What places are special and why?  Epiphany Ash Wednesday / Shrove Tuesday St David's Day Shivaratri	What times are special and why?  Holi Palm Sunday Passover Easter Start of Ramadan	Being special: where do we belong?  Eid Shavuot	What is special about our world? Summer Solstice

Developing children's understanding of social skills and the values and codes of behaviour required for people to work together harmoniously.



# RECEPTION LONG TERM PLAN 22-23



	AUTUMN 1	AUTUMN 2	SPRING 1	SPRING 2	SUMMER 1	SUMMER 2
GENERAL THEMES	ALL ABOUT ME	SUPERHEROES	AMAZING ANIMALS	COME OUTSIDE	TICKET TO RIDE	FUN AT THE SEASIDE
EXPRESSIVE ARTS AND DESIGN	<p>The development of children's artistic and cultural awareness supports <b>their imagination and creativity</b>. It is important that children have regular opportunities to <b>engage with the arts</b>, enabling them to explore and play with a wide range of <b>media and materials</b>. The quality and variety of what children see, hear and participate in is crucial for developing their understanding, <b>self-expression, vocabulary and ability to communicate through the arts</b>. The frequency, repetition and depth of their experiences are fundamental to their progress in interpreting and appreciating what they hear, respond to and observe.</p> <p>Give children an insight into new musical worlds. Invite musicians in to play music to children and talk about it. Encourage children to listen attentively to music. Discuss changes and patterns as a piece of music develops.</p>					
	<p>Join in with songs; beginning to mix colours, join in with role play games and use resources available for props; build models using construction equipment.</p> <p>Sing call-and-response songs, so that children can echo phrases of songs you sing.</p> <p>Self-portraits, junk modelling, take picture of children's creations and record them explaining what they did.</p> <p>Exploring sounds and how they can be changed, tapping out of simple rhythms.</p> <p>Provide opportunities to work together to develop and realise creative ideas. Superhero masks.</p>	<p>Use different textures and materials to make houses/superhero capes</p> <p>Listen to music and make their own dances in response.</p> <p>Firework pictures, Christmas decorations, Christmas cards, Divas, Christmas songs/poems</p> <p>The use of story maps, props, puppets &amp; story bags will encourage children to retell, invent and adapt stories.</p> <p>Role Play of The Nativity</p>	<p>Rousseau's Tiger / animal prints / Designing homes for hibernating animals.</p> <p>Collage owls / symmetrical butterflies</p> <p>Children will be encouraged to select the tools and techniques they need to assemble materials that they are using e.g creating animal masks.</p> <p>Making lanterns, Chinese writing, puppet making, Chinese music and composition</p> <p>Shadow Puppets</p> <p>Teach children different techniques for joining materials, such as how to use adhesive tape and different sorts of glue.</p>	<p>Make different textures; make patterns using different colours</p> <p>Children will explore ways to protect the growing of plants by designing scarecrows.</p> <p>Collage-farm animals / Making houses. Pastel drawings, printing, patterns on Easter eggs, Life cycles, Flowers-Sun flowers</p> <p>Mother's Day crafts</p> <p>Easter crafts Home Corner role play</p> <p>Artwork themed around Eric Carle / The Seasons – Art</p> <p>Provide a wide range of props for play which encourage imagination.</p>	<p>Design and make cars, explore forces and materials</p> <p>Learn a traditional African song and dance and perform it / Encourage children to create their own music.</p> <p>Junk modelling, houses, bridges boats and transport.</p> <p>Exploration of other countries – dressing up in different costumes.</p> <p>Retelling familiar stories</p> <p>Provide children with a range of materials for children to construct with.</p>	<p>Sand pictures / Rainbow fish collages</p> <p>Lighthouse designs</p> <p>Paper plate jellyfish</p> <p>Puppet shows: Provide a wide range of props for play which encourage imagination.</p> <p>Water pictures, collage, shading by adding black or white, colour mixing for beach huts, making passports.</p> <p>Colour mixing – underwater pictures.</p> <p>Father's Day Crafts</p>

*Painting, 3D modelling, messy play, collage, cutting, drama, role play, threading, moving to music, clay sculptures, following music patterns with instruments, singing songs linked to topics, making instruments, percussion.*








*.Children will have opportunities to learn and perform songs, nursery rhymes and poetry linked to their work / interests and passions.*





# RECEPTION LONG TERM PLAN 22-23

## EARLY LEARNING GOALS – FOR THE END OF THE YEAR - HOLISTIC / BEST FIT JUDGEMENT!

 <b>COMMUNICATION AND LANGUAGE</b>	 <b>PERSONAL, SOCIAL, EMOTIONAL DEVELOPMENT</b>	 <b>PHYSICAL DEVELOPMENT</b>	 <b>LITERACY</b>	 <b>MATHS</b>	 <b>UNDERSTANDING THE WORLD</b>	 <b>EXPRESSIVE ARTS AND DESIGN</b>
<p><b>ELG: Listening, Attention and Understanding</b></p> <p>Listen attentively and respond to what they hear with relevant questions, comments and actions when being read to and during whole class discussions and small group interactions</p> <p>Make comments about what they have heard and ask questions to clarify their understanding</p> <p>Hold conversation when engaged in back-and-forth exchanges with their teacher and peers</p> <p><b>ELG: Speaking</b></p> <p>Participate in small group, class and one-to-one discussions, offering their own ideas, using recently introduced vocabulary.</p> <p>Offer explanations for why things might happen, making use of recently introduced vocabulary from stories, non-fiction, rhymes and poems when appropriate.</p> <p>Express their ideas and feelings about their experiences using full sentences, including use of past, present and future tenses and making use of conjunctions, with modelling and support from their teacher.</p>	<p><b>ELG: Self-Regulation</b></p> <p>Show an understanding of their own feelings and those of others, and begin to regulate their behaviour accordingly.</p> <p>Set and work towards simple goals, being able to wait for what they want and control their immediate impulses when appropriate.</p> <p>Give focused attention to what the teacher says, responding appropriately even when engaged in activity, and show an ability to follow instructions involving several ideas or actions.</p> <p><b>ELG: Managing Self</b></p> <p>Be confident to try new activities and show independence, resilience and perseverance in the face of challenge.</p> <p>Explain the reasons for rules, know right from wrong and try to behave accordingly.</p> <p>Manage their own basic hygiene and personal needs, including dressing, going to the toilet and understanding the importance of healthy food choices.</p> <p><b>ELG: Building Relationships</b></p> <p>Work and play cooperatively and take turns with others.</p> <p>Form positive attachments to adults and friendships with peers.</p> <p>Show sensitivity to their own and to others' needs.</p>	<p><b>ELG: Gross Motor Skills</b></p> <p>Negotiate space and obstacles safely, with consideration for themselves and others.</p> <p>Demonstrate strength, balance and coordination when playing.</p> <p>Move energetically, such as running, jumping, dancing, hopping, skipping and climbing.</p> <p><b>ELG: Fine Motor Skills</b></p> <p>Hold a pencil effectively in preparation for fluent writing – using the tripod grip in almost all cases.</p> <p>Use a range of small tools, including scissors, paint brushes and cutlery.</p> <p>Begin to show accuracy and care when drawing.</p>	<p><b>ELG: Comprehension</b></p> <p>Demonstrate understanding of what has been read to them by retelling stories and narratives using their own words and recently introduced vocabulary.</p> <p>Anticipate – where appropriate – key events in stories.</p> <p>Use and understand recently introduced vocabulary during discussions about stories, non-fiction, rhymes and poems and during role-play.</p> <p><b>ELG: Word Reading</b></p> <p>Say a sound for each letter in the alphabet and at least 10 digraphs.</p> <p>Read words consistent with their phonic knowledge by sound-blending.</p> <p>Read aloud simple sentences and books that are consistent with their phonic knowledge, including some common exception words.</p> <p><b>ELG: Writing</b></p> <p>Write recognisable letters, most of which are correctly formed.</p> <p>Spell words by identifying sounds in them and representing the sounds with a letter or letters.</p> <p>Write simple phrases and sentences that can be read by others.</p>	<p><b>ELG: Number</b></p> <p>Have a deep understanding of number to 10, including the composition of each number;</p> <p>Subitise (recognise quantities without counting) up to 5; - Automatically recall (without reference to rhymes, counting or other aids) number bonds up to 5 (including subtraction facts) and some number bonds to 10, including double facts.</p> <p><b>ELG: Numerical Patterns</b></p> <p>Verbally count beyond 20, recognising the pattern of the counting system; - Compare quantities up to 10 in different contexts, recognising when one quantity is greater than, less than or the same as the other quantity.</p> <p>Explore and represent patterns within numbers up to 10, including evens and odds, double facts and how quantities can be distributed equally.</p>	<p><b>ELG: Past and Present</b></p> <p>Talk about the lives of the people around them and their roles in society.</p> <p>Know some similarities and differences between things in the past and now, drawing on their experiences and what has been read in class.</p> <p>Understand the past through settings, characters and events encountered in books read in class and storytelling.</p> <p><b>ELG: People, Culture and Communities</b></p> <p>Describe their immediate environment using knowledge from observation, discussion, stories, non-fiction texts and maps.</p> <p>Know some similarities and differences between different religious and cultural communities in this country, drawing on their experiences and what has been read in class.</p> <p>Explain some similarities and differences between life in this country and life in other countries, drawing on knowledge from stories, non-fiction texts and – when appropriate – maps.</p> <p><b>ELG: The Natural World</b></p> <p>Explore the natural world around them, making observations and drawing pictures of animals and plants.</p> <p>Know some similarities and differences between the natural world around them and contrasting environments, drawing on their experiences and what has been read in class.</p> <p>Understand some important processes and changes in the natural world around them, including the seasons and changing states of matter.</p>	<p><b>ELG: Creating with Materials</b></p> <p>Safely use and explore a variety of materials, tools and techniques, experimenting with colour, design, texture, form and function.</p> <p>Share their creations, explaining the process they have used; - Make use of props and materials when role playing characters in narratives and stories.</p> <p><b>ELG: Being Imaginative and Expressive</b></p> <p>Invent, adapt and recount narratives and stories with peers and their teacher.</p> <p>Sing a range of well-known nursery rhymes and songs; Perform songs, rhymes, poems and stories with others, and – when appropriate – try to move in time with music.</p>

*It is important for parents and early years settings to have a strong and respectful partnership. This sets the scene for children to thrive in the early years.*